










APPLICATION FILTER GUIDE



SCHAEFF HR 16 Misubishi S4L2-61KL 358/1398->

Image	Description	Ref
	Ventilation filter	SBL10819
	Air filter Safety	RA2017
	Air filter	RA2016
	Oil Filter	RL3002
	Fuel Filter	RF1022
	Hydraulic filter	HY14746
	Fuel Water Separator Filter	RF1001
	Filter Kit Engine	FK82057X
	Filter Kit Complete	FK82057