






APPLICATION FILTER GUIDE



TORO GT 2100 Kohler COURAGE TWIN

| Image | Description | Ref |
|---|---------------------|---------|
|  | Air filter | SL1598 |
|  | Pre Air Filter | SL1599 |
|  | Oil Filter | RT5010 |
|  | Fuel Filter | BF7865 |
|  | Filter Kit Complete | FK91459 |