





APPLICATION FILTER GUIDE



WHISPER POWER M-SQ 15 Mitsubishi S3L2

Image	Description	Ref
	Oil Filter	RL3002
	Fuel Filter PPE	RF1005
	Fuel Filter Inline	RF1022
	Filter Kit Complete	FK64127