









# APPLICATION FILTER GUIDE



### DITCH WITCH 350 SXDD Deutz

Image	Description	Ref
	Air filter Safety	SL8550
	Air filter	RA2019
	Oil Filter	RL3013
	Fuel Filter	RF1012
	Pre Fuel Filter	RF1047
	Hydraulic filter	SPH9726
	Filter Kit Engine	FK75307X
	Filter Kit Complete	FK75307