








APPLICATION FILTER GUIDE



DITCH WITCH 3500 DD Deutz F3L1011

Image	Description	Ref
	Air filter Safety	RA2046
	Air filter	RA2019
	Oil Filter	RL3004
	Fuel Filter	RF1012
	Hydraulic filter	BT8512
	Filter Kit Engine	FK75320X
	Filter Kit Complete	FK75320