








# APPLICATION FILTER GUIDE



**PELJOB EB 250 XT Mitsubishi S3L2**

Image	Description	Ref
	Air filter	RA2016
	Oil Filter	RL3002
	Fuel Filter	RF1022
	Hydraulic filter	RT5037
	Filter Kit Engine	FK47036X
	Filter Kit Complete	FK47036
	Final Drive	FD651-14