










APPLICATION FILTER GUIDE



SCHAEFF HR 1.6 Misubishi L 3EW262KL

Image	Description	Ref
	Ventilation filter	SBL10812
	Air filter Safety	RA2002
	Air filter	RA2001
	Oil Filter	RL3002
	Fuel Filter	RF1022
	Fuel Filter	RF1001
	Hydraulic filter Return	SH74176
	Filter Kit Complete	FK82039
	Filter Kit Engine	FK82039X