










APPLICATION FILTER GUIDE



SCHAEFF HR 16 Misubishi S4L2-61KL 358/1398->

| Image | Description | Ref |
|---|-----------------------------|----------|
|  | Air filter Safety | RA2017 |
|  | Air filter | RA2016 |
|  | Ventilation filter | SBL10819 |
|  | Oil Filter | RL3002 |
|  | Fuel Filter | RF1022 |
|  | Hydraulic filter | HY14746 |
|  | Fuel Water Separator Filter | RF1001 |
|  | Filter Kit Engine | FK82057X |
|  | Filter Kit Complete | FK82057 |