







APPLICATION FILTER GUIDE



TORO GROUNDMASTER 228 D Misubishi

Image	Description	Ref
	Air filter	RA2012
	Oil Filter	RL3002
	Fuel Filter Option	BF1380
	Fuel Filter PPE	RF1005
	Fuel Filter Inline	RF1002
	Trans Hydraulic filter	RL3019