



RE FLEET MANAGER

Free Online Fleet Management Tool

Streamline. Simplify. Succeed.

Brought to you by RICO Europe



RICOEUROPE

FILTERS | LUBRICANTS





Contents

»»»	Introduction	→	Page 04
»»»	Why Choose RE Fleet Manager	→	Page 05
»»»	Key Features	→	Page 06
»»»	How It Works	→	Page 07
»»»	Adding Machines & Categories	→	Page 08
»»»	Filter Application Guides	→	Page 09 & 10
»»»	Case Studies	→	Page 11 & 12
»»»	How to Get Started	→	Page 13
»»»	Brands We Supply	→	Page 14
»»»	Contact Information	→	Page 15




Introduction

Transform Your Fleet Management

RE Fleet Manager by RICO Europe is a free online tool that changes how you manage your machinery & filters.

It helps you:



Keep on top of
Service Schedules



Identify the right Filters,
Kits, and Lubricants



Reduce
Downtime



Streamline
Ordering

With RE Fleet Manager, you take control — and keep your operation running smoothly.

Why Choose RE Fleet Manager



WWW.RICOEUROPE.COM

Why RE Fleet Manager?

Centralised Control

Manage all your machinery and vehicles from one easy-to-use online platform — no more jumping between systems or notebooks.

Zero Cost

Yes, it's completely free for RICO Europe customers — no subscription, no hidden fees.

Time Savings

Automate time-consuming tasks like service tracking, part identification, and reminder scheduling.

Reduced Errors

Ensure you always order the right filters and kits for the right machine, cutting down on errors and returns.

Flexibility

Whether you're an independent contractor with five diggers or a national company managing hundreds of machines, RE Fleet Manager scales with you.





Key Features




**Centralised Fleet
Management**



**Service Schedule
Tracking**



**Automated
Email Alerts**



**Easy Filter
Identification**



**Direct links to
Filters & Kits**



**Downloadable Filter
Application Guides**

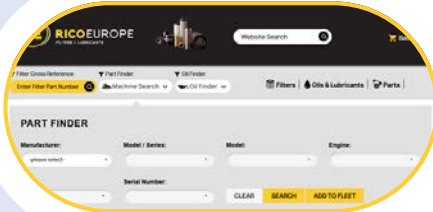


RE Fleet Manager isn't just a tool — it's a game-changer for Workshops and Fleet Operators.

How It Works

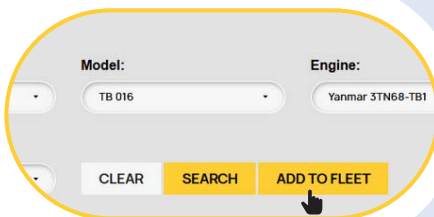


WWW.RICOEUROPE.COM



Search for Machinery

Type in your machine's manufacturer, series, and model.



Add to Fleet

Click 'Add to Fleet' and enter service dates.



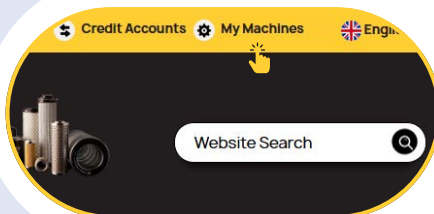
Set Service Due Dates

Trigger automated email reminders one week before maintenance.



Record Machine Hours

Track how long machines have run since last service.



Manage Online

Access everything under 'My Machines'.



**Watch a 'How to Use'
Video Guide**





Adding Machines & Categories



Find Your Machine

Use the Part Finder; fields auto-fill if data is missing.



Create Categories

Organise by customer (e.g., John Smith), brand (e.g., Takeuchi), or type (e.g., excavators, dumpers).

Pro Tip: Categories help large fleets stay organised and efficient.



Edit Easily

Update or delete categories anytime for better organisation.

Manufacturer	Model	Engine	Year	Serial	Category	Fleet No.	Serviced	Next Service	Hours	Action
TAKEUCHI	TB 016	Yanmar 3TN68-TB1	n/a	n/a	John Smith's Machinery	5	08-07-2025	19-11-2025	300	[Edit] [Delete]
TAKEUCHI	TB 016	Yanmar 3TN68-TB1	n/a	n/a	John Smith's Machinery		08-07-2025	19-11-2025	300	[Edit] [Delete]



If adding Multiple of the same machine, please remember to add a fleet number after you've saved your machines.



Filter Application Guide

Your Workshop's Go-To Reference

The Filter Application Guide is one of the most powerful features of RE Fleet Manager — designed to bring clarity, speed, and confidence to your day-to-day operations.

With just a few clicks, you can:



Generate a Personalised PDF Booklet

Get a ready-to-print, workshop-friendly document showing:

- Each machine in your fleet
- Model details and fleet numbers
- Engine specs
- Filters and service kits that fit
- Product reference codes and part descriptions
- Product images (when available)



TAKEUCHI / TB 016 / Yanmar 3TN68-TB1		
Fleet Nos:(1)		
Image	Description	Ref
	Air filter	RA2001
	Air filter Safety	RA2002
	Oil Filter	RL3001
	Pre Fuel Filter	RF1001
	Fuel Filter	RF1004
	Hydraulic filter Return	RH4009
	Hydraulic filter Suction	HY90310
T: +44 (0) 1327 312 838 W: WWW.RICOEUROPE.COM E: SALES@RICOEUROPE.COM		



The Filter Application Guide is not just a document — it's a living tool that evolves with your fleet, helping you stay organised, save time, and deliver better service.










An Example Guide

TAKEUCHI / TB 016 / Yanmar 3TN68-TB1

Fleet Nos:(EX1)



Image	Description	Ref
	Air filter Safety	RA2002
	Air filter	RA2001
	Oil Filter	RL3001
	Pre Fuel Filter	RF1001
	Fuel Filter	RF1004
	Hydraulic filter Return	RH4009
	Hydraulic filter Suction	HY90310

Case Study 1



WWW.RICOEUROPE.COM

"RE Fleet Manager has been instrumental in streamlining our procurement process."



CHALLENGE

Before integrating RE Fleet Manager into our operations, we faced several significant challenges that impeded our efficiency and productivity. Firstly, the excessive time spent sourcing parts from a myriad of suppliers was a major drain on our resources. Inconsistent stock availability and unpredictable delivery schedules from our suppliers frequently disrupted our maintenance schedules, affecting our overall fleet management efficiency.



OBJECTIVE

RE Fleet Manager has been instrumental in streamlining our procurement process, significantly reducing the time and effort previously wasted on dealing with multiple suppliers. The availability of both engine service kits and full-service kits has been a game-changer, allowing us to efficiently manage maintenance schedules without the hassle of sourcing individual parts. This consolidation has not only saved time but also ensured that our fleet remains operational with minimal downtime, directly contributing to our overarching goals.

How easy do you find it to use and navigate our website?



Extremely Easy

Do you reorder filters through RE Fleet Manager?



Yes

How likely are you to recommend RE Fleet Manager to a friend?



Extremely Likely



SOLUTION

RE Fleet Manager has significantly simplified our maintenance and procurement processes, transforming RICO Europe into a comprehensive one-stop shop for all our fleet needs. The platform's diverse range of products, including oils and other essential fluids, coupled with the flexibility to purchase items individually or in kits, has provided us with unparalleled convenience and customisation in managing our fleet's maintenance.

The personalised support from the team has ensured that we have expert advice and assistance readily available, enhancing our confidence in the service. The extensive selection of lubricants and other maintenance essentials available through RE Fleet Manager has further broadened our options, allowing us to tailor our purchases to meet our specific requirements, thereby optimising our operational efficiency.

"RICO Europe's comprehensive selection of oils, lubricants, and filters makes them our go-to one-stop shop."

NICK CHORLEY

Owner



Case Study 2



WWW.RICOEUROPE.COM



Challenge

My fitter sadly passed away a couple of years ago, and since, I have taken on the job doing all the maintenance on the following machines in my fleet...

Ransomes 350D mower, Toro 216D Mower, Merlo Multifarmer, David Brown 996 Tractor, John Deere 1154 rotary mower, JCB 8027 ZTS Excavator, Lister TS2 Generator, and a 150 x150mm woodchipper.

As you can imagine there is quite bit to keep track of when it comes to what filters fit to which machine.



Objective

I was able to add the machine applications for each of my machines in to one centralised place, it made it possible to manage my machinery service schedules.



Solution

The website is very easy to use and I can easily order the filters I need for the machines in my fleet when I require them.

How easy do you find it to use and navigate our website?

☒ **Extremely Easy**

Do you use the email reminders when services are due?

☒ **Yes**

Do you reorder filters through RE Fleet Manager?

☒ **Yes**

How useful do you find the Filter Application Guide?

☒ **Very Useful**

How likely are you to recommend RE Fleet Manager to a friend?

☒ **Extremely Likely**



“Its made it not only easier, but possible”

JOHN BARNHAM

Owner

Brimpton Estate Services

How To Get Started



WWW.RICOEUROPE.COM



Getting set up is quick, easy, and completely free.

Follow these simple steps to start managing your fleet like a pro:

1



Sign Up

Go to [ricoeurope.com](https://www.ricoeurope.com) and create your account. It takes less than two minutes.

2



Add Your Machines

Use our intelligent search to find your equipment by manufacturer, series, and model. Click 'Add to Fleet' to start building your digital fleet.

3



Set Service Due Dates

Input your last service and upcoming due dates — our system handles the reminders for you.

4



Create Your Filter Application Guide

Download your custom PDF booklet with all machine data, filters, kits, and part references.

5



Stay Ahead with Email Alerts

RE Fleet Manager will now send automatic service reminders straight to your inbox — including clickable product links, live stock info, images, and more.



Brands We Supply

Trusted Brands. Proven Performance.

At RICO Europe, we pride ourselves on supplying high-quality filters, kits, and Lubricants from some of the most trusted and recognised brands in the industry. Whether you're managing construction machinery, agricultural equipment, or plant, we've got the parts you need — backed by the brands you trust.

Just Some of the Brands We Support:



If your machine uses it — we probably stock it.



RICOEUROPE
FILTERS | LUBRICANTS

Contact Us

Let's Get You Set Up



Website

www.ricoeurope.com



Address

Units 1 - 2 Badby Park, Heartlands Business Park
Daventry , Northants, NN11 8YT



Phone

01327 312838



E-mail

sales@ricoeurope.com



Social Media

Facebook: @ricoeuropfilters

X: @RICO_EUROPE

LinkedIn: /ricoeurope-ltd

We're here to help you
Streamline, Simplify,
and **Succeed.**





RICOEUROPE